

MODERN FLAMES[®]
ELECTRIC FIREPLACES



ORION[®] SERIES
VIRTUAL ELECTRIC FIREPLACES

<i>Overview</i>	<i>1</i>
<i>Traditional Models</i>	<i>2</i>
<i>Traditional Advanced Features</i>	<i>3</i>
<i>Traditional Flame Styles</i>	<i>5</i>
<i>Traditional Surround Trim Options</i>	<i>7</i>
<i>Linear Advanced Features</i>	<i>8</i>
<i>Multi Models</i>	<i>9</i>
<i>Slim Models</i>	<i>10</i>
<i>Linear Flame Styles</i>	<i>11</i>
<i>Media/WiFi Controls</i>	<i>12</i>
<i>Multi Specifications</i>	<i>15</i>
<i>Slim Specifications</i>	<i>18</i>

INTRODUCING THE ORION[®] SERIES, The future of electric flame technology is virtual

The Orion[®] Series is a groundbreaking advancement in electric flame technology, revolutionizing the concept of virtual fireplaces. This innovative series offers an unparalleled level of realism, creating a lifelike fire experience in an electric fireplace.

One of the key features of the Orion[®] virtual fireplace is its optimized technology, which ensures the highest level of performance. The result is a truly immersive and authentic flame that captures the essence of a real fire. With three flame style choices and a wide range of color options for the flame, embers, and downlighting, you can customize your fireplace to suit your preferences. In fact, there are six flame colors available, providing you with 18 different flame color displays to choose from. Whether you're standing or sitting, the image quality remains consistent, thanks to the advanced Heliovision[®] technology.

The Orion[®] Series is available in three different models: Traditional, Multi, and Slim. The Orion[®] models offers multiple sizes, giving you flexibility in choosing the right fit for your space. Additionally, it provides four installation options to accommodate various settings. The viewing area for the linear model is up to 18" high, while the traditional model can go up to 30" in height.

With the Orion[®] Series, you can elevate any environment and create a stunning focal point. Whether it's in a residential setting, a hospitality venue, or a commercial space, the Orion[®] virtual fireplace combines innovation and aesthetics to deliver an exceptional experience. Step into the future of electric flame technology with the Orion[®] Series.

- ▶ Innovative Heliovision[®] Flame Technology
- ▶ Multiple Flame Styles to Choose from
- ▶ WiFi, Remote, & Manual Controls
- ▶ Multi-Dimensional Flame Appearance
- ▶ Multi-Color Down Lighting to Accent Logs
- ▶ Multi-Color Ember Bed Lighting to Accent Reflective Glass
- ▶ Multi-Color Lit Logs on Traditional Models
- ▶ No Gas Lines or Venting Required
- ▶ 100% Electric!



ORION® TRADITIONAL Built-in Flush Electric Fireplace



Modern Flames has revamped its built-in, flush mount conventional fireplace category with its new Orion® Traditional electric fireplace. The Orion® features our new innovated Heliovision® flame technology maximizing the flame height in an enlarged, vertical viewing area with the most realistic electric flame on the market.

ORION® TRADITIONAL Insert Electric Fireplace

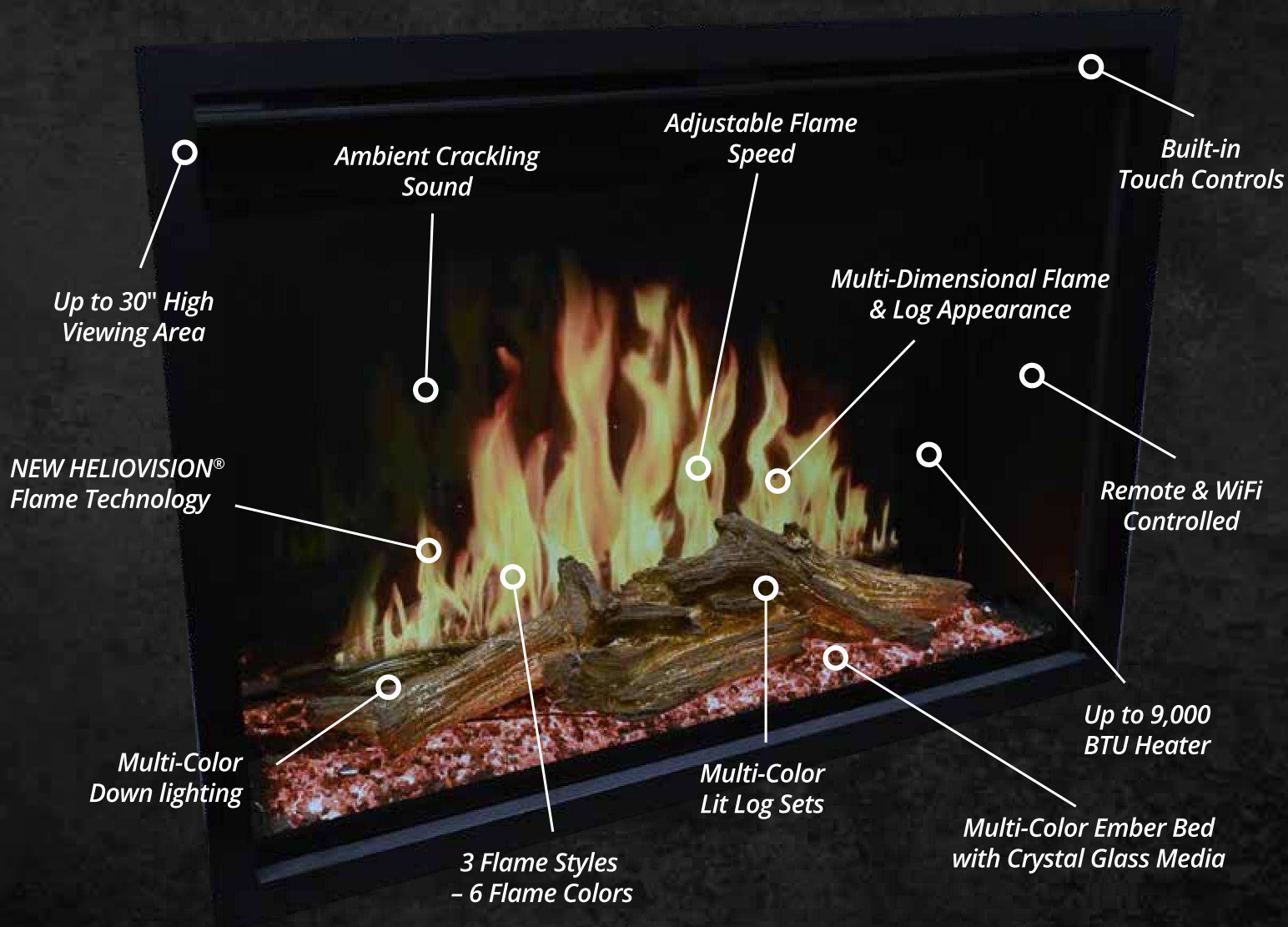


Update your old fireplace with this premium electric fireplace insert. With efficient heat and beautiful Heliovision® flames, it's designed as an alternative to a wood-burning fireplace and provides a beautiful and affordable substitute.

ORION[®] TRADITIONAL ADVANCED FEATURES

Modern Flames Orion[®] Electric Fireplaces featuring NEW HELIOVISION[®] flame technology.

Our Orion electric fireplaces with the most advanced features that fits all your needs.



Shown: Flame One



Orion® Traditional 36" - Built-In

ORION® TRADITIONAL

The Orion® Traditional Electric Fireplace is a state-of-the-art fireplace that combines classic design with innovative HELIOVISION® Flame Technology. This fireplace offers a versatile and convenient heating solution for any home. Here are some key features and benefits of the Orion® Traditional Electric Fireplace:

Installation

- ▶ Built-In Clean Face or Insert installation
- ▶ Available in Sizes: 26" - 30" - 36" - 42" & 54"

Flame Display

- ▶ Features HELIOVISION® Flame Technology
- ▶ Up to 30" High Viewing Area
- ▶ 3 Flame Styles - 6 Flame Colors
- ▶ Adjustable Flame Speed
- ▶ Adjustable Ambient Crackling Sound
- ▶ Multi-Color Lit Logs
- ▶ Multi-Color Ember Bed
- ▶ Multi-Color Downlighting
- ▶ Multi-Dimensional Flame Appearance
- ▶ 5,000 or 8,300 BTU Heater

Units

Model #

ORION 26" TRAD	OR26-TRAD
ORION 30" TRAD	OR30-TRAD
ORION 36" TRAD	OR36-TRAD
ORION 42" TRAD	OR42-TRAD
ORION 54" TRAD	OR54-TRAD

FLAME STYLES



FLAME ONE



FLAME TWO



FLAME THREE

FLAME COLORS



YELLOW



ORANGE



YELLOW



ORANGE



YELLOW




ORANGE



BLUE



GREEN



BLUE



GREEN



BLUE



GREEN



PURPLE



WHITE



PURPLE



WHITE

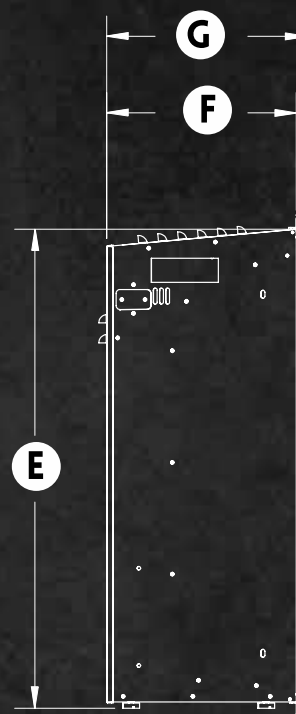
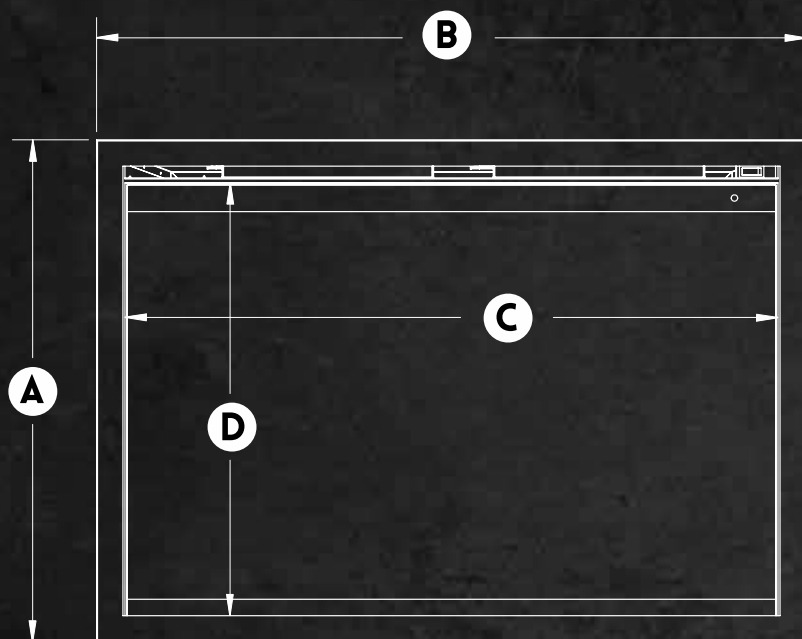


PURPLE

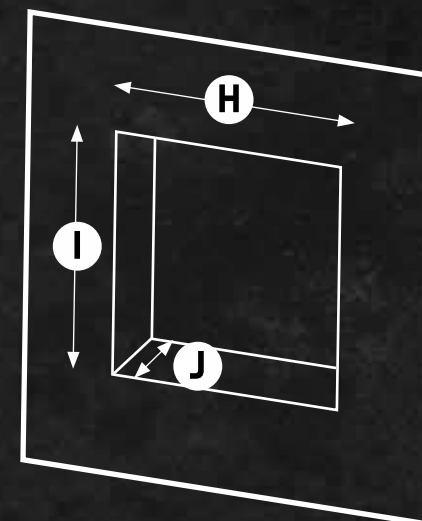


WHITE

TRADITIONAL SPECIFICATIONS



FULL
LIST OF
TRADITIONAL
SPEC SIZES



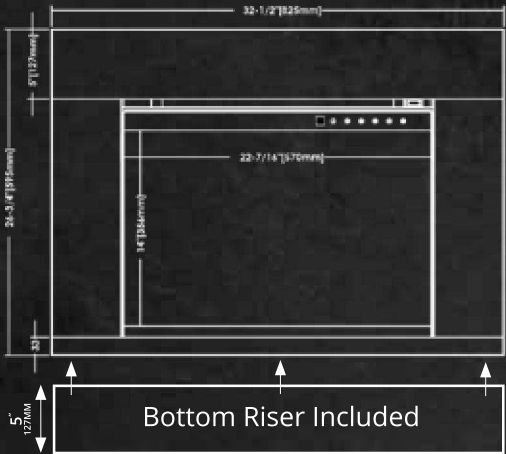
PRODUCT DIMENSIONS

FRAMING DIMENSIONS

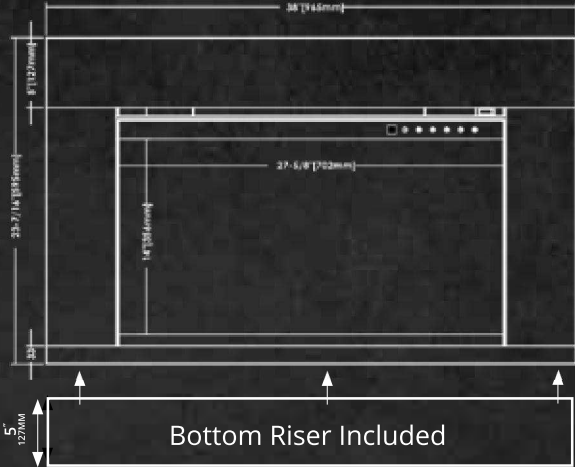
MODEL NUMBER	A	B	C	D	E	F	G	H	I	J
OR26-TRAD	19-5/8" 500MM	25" 636MM	22-7/16" 570MM	17-1/16" 433MM	18-1/2" 470MM	9-3/8" 238MM	9-7/8" 250MM	23" 585MM	18-3/4" 477MM	10" MINIMUM 254MM MIN.
OR30-TRAD	19-5/8" 500MM	30-1/2" 776MM	27-5/8" 702MM	17-1/16" 433MM	18-1/2" 470MM	9-3/8" 238MM	9-7/8" 250MM	28-1/4" 718MM	18-3/4" 477MM	10" MINIMUM 254MM MIN.
OR36-TRAD	24-13/16" 630MM	35" 890MM	32-1/2" 816MM	22-3/16" 563MM	23-5/8" 600MM	9-3/8" 238MM	9-7/8" 250MM	32-5/8" 829MM	23-7/8" 607MM	10" MINIMUM 254MM MIN.
OR42-TRAD	27-13/16" 706MM	41" 1042MM	38-1/8" 968MM	25-3/16" 640MM	26-5/8" 676MM	9-3/8" 238MM	9-7/8" 250MM	38-3/4" 985MM	26-3/4" 680MM	10" MINIMUM 254MM MIN.
OR54-TRAD	33-13/16" 859MM	53-3/8" 1355MM	50-3/8" 1280MM	31-3/16" 792MM	32-5/8" 829MM	9-3/8" 238MM	9-7/8" 250MM	50-15/16" 1294MM	32-3/4" 832MM	10" MINIMUM 254MM MIN.

ALL FIVE PIECES INCLUDED

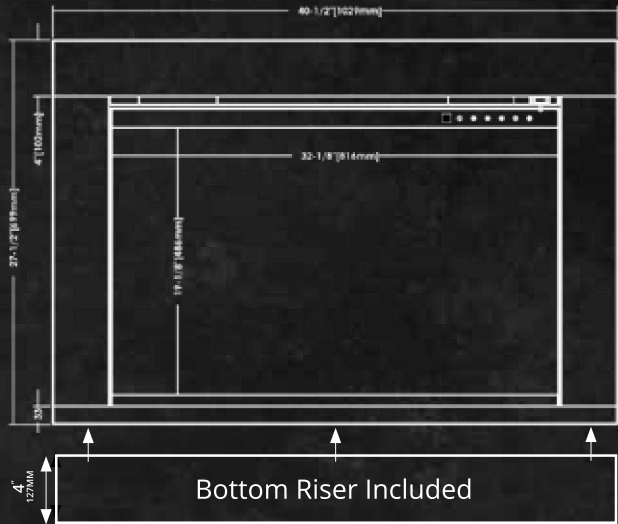
OR26-TRAD - Surround



OR30-TRAD - Surround



OR36-TRAD - Surround



BEFORE



AFTER

26" Surround Trim Sizes Model #

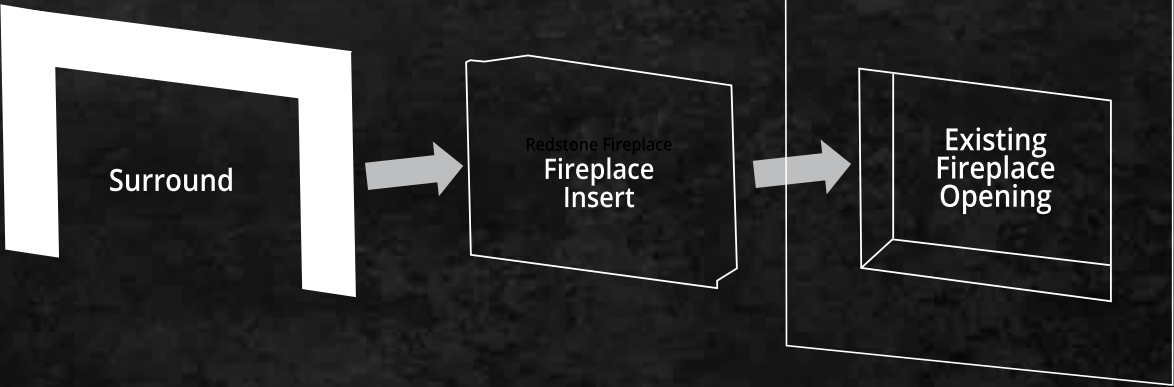
- SM 5" OTK-OR26-SM
(Covers 32-3/4"W x 23-1/4"H - 32-3/4"W x 27"H)
- LG 7" OTK-OR26-LG
(Covers 36-3/4"W x 25-1/4"H - 36-3/4"W x 31"H)

30" Surround Trim Sizes Model #

- SM 5" OTK-OR30-SM
(Covers 38"W x 23-1/4"H - 38"W x 27"H)
- LG 8" OTK-OR30-LG
(Covers 44"W x 26-1/4"H - 44"W x 33"H)

36" Surround Trim Sizes Model #

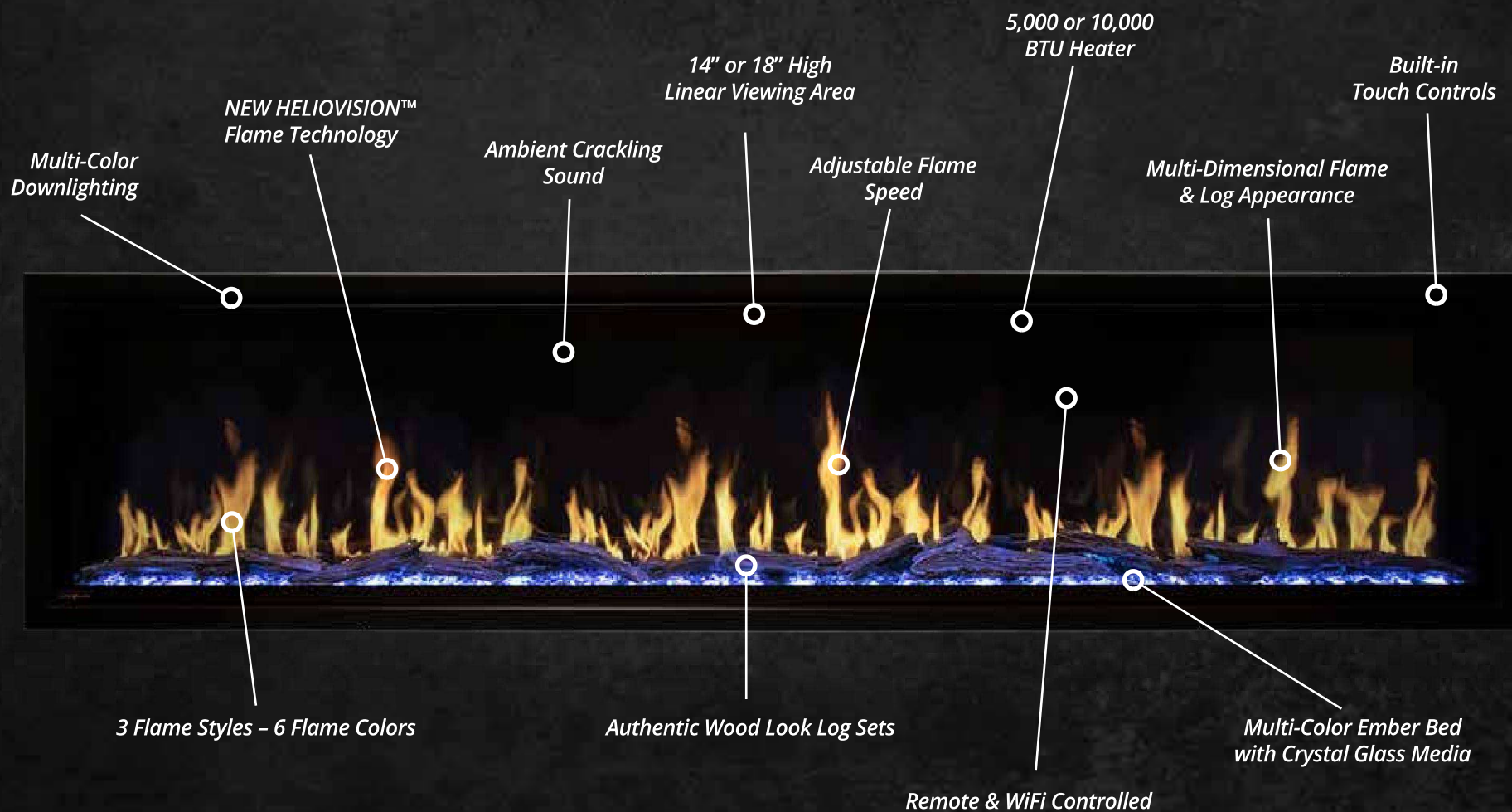
- SM 4" OTK-OR36-SM
(Covers 40- 1/2"W x 27-3/8"H - 40 1/2"W x 30"H)
- LG 6" OTK-OR36-LG
(Covers 44-1/2"W x 29 -3/8"H - 44-1/2"W x 34"H)



ORION® LINEAR ADVANCED FEATURES

Modern Flames Orion® Electric Fireplaces featuring NEW HELIOVISION® flame technology.

Our Orion electric fireplaces with the most advanced features that fits all your needs.



Shown: Flame One - Hybrid

Orion™ Multi 60" - Three Sided Install
Flame One (Hybrid)